

Have you heard of Personal Transportation Vehicles (PTVs)?

245 out of 245 people answered this question




How high of a priority should the issue of PTVs be in the City of Flowery Branch?

245 out of 245 people answered this question




3.62 Average rating



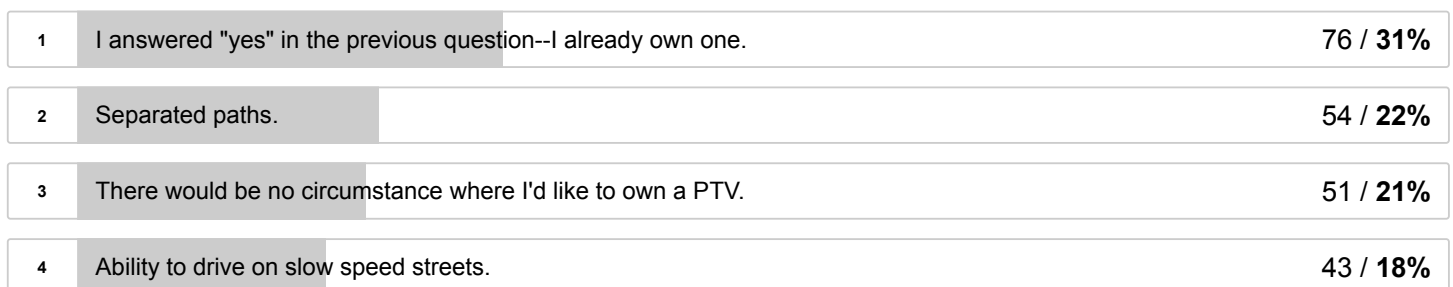
Do you own a PTV?

245 out of 245 people answered this question



If you answered "no" in the previous question, what would make you want to own a PTV?

245 out of 245 people answered this question



5	Other	15 / 6%
6	Safety laws.	6 / 2%

Why are PTVs important to you?

245 out of 245 people answered this question

1	Convenience.	142 / 58%
2	Easier mobility.	138 / 56%
3	Fun.	98 / 40%
4	Reduce congestion.	98 / 40%
5	Better for environment.	84 / 34%
6	They're not important to me.	66 / 27%
7	Inexpensive.	35 / 14%
8	Safety.	19 / 8%
9	Other	4 / 2%

Do you think PTVs should be legal in Flowery Branch?

245 out of 245 people answered this question

1	 Yes	186 / 76%
2	 No	59 / 24%

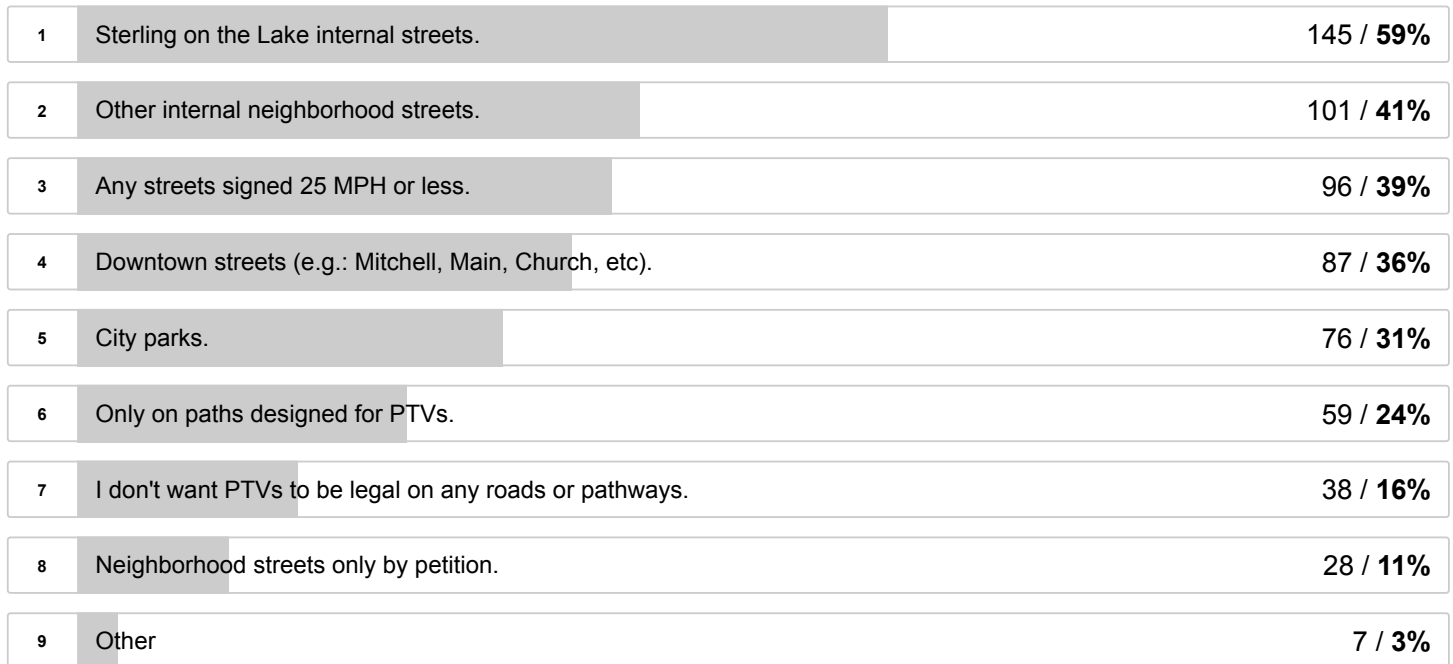
If you answered "yes," what action is most important for City Council with respect to PTVs?

245 out of 245 people answered this question

1	Develop off-street pathways to be shared with bikes and pedestrians.	115 / 47%
2	Make them legal on the street.	105 / 43%
3	Develop dedicated PTV off-street pathways.	77 / 31%
4	None of the above.	45 / 18%
5	Other	13 / 5%

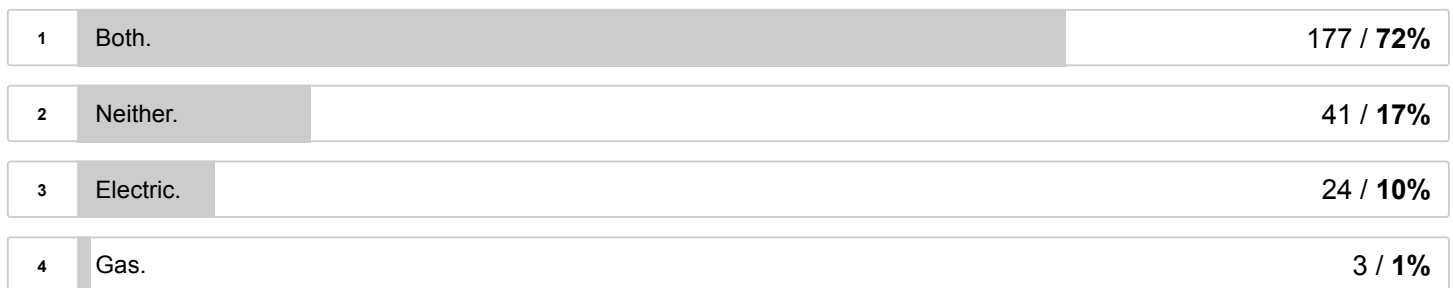
Where would you most like to see PTVs legal (check all that apply)?

245 out of 245 people answered this question



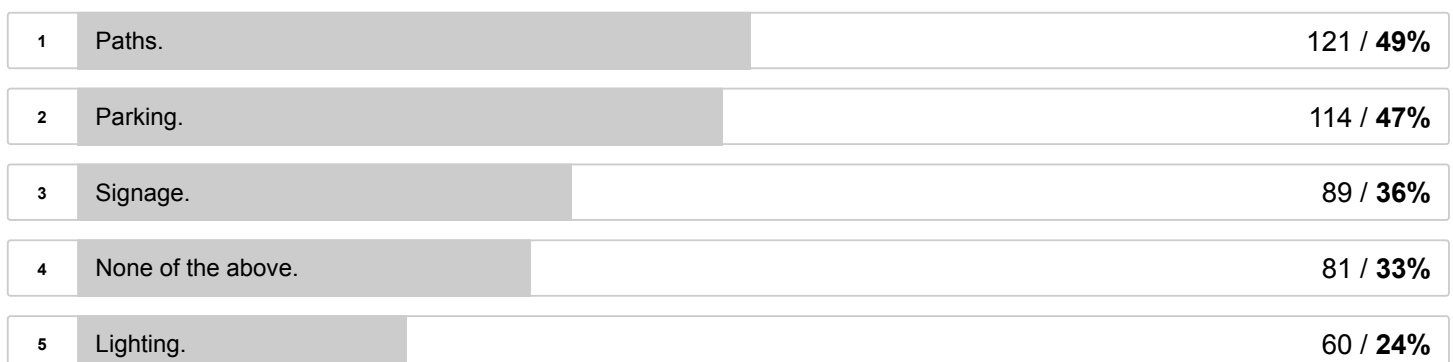
What type of PTVs should be allowed in Flowery Branch?

245 out of 245 people answered this question



Would you recommend developing ordinances requiring certain private developments to provide the following for PTVs?

245 out of 245 people answered this question



6	Charging stations.	51 / 21%
7	Other	4 / 2%

What requirements above and beyond State law should be required in Flowery Branch?

245 out of 245 people answered this question

1	Minimum driving age higher than 16.	194 / 79%
2	Required PTV safety training.	74 / 30%
3	Hours of operation.	59 / 24%
4	Other	47 / 19%

What is your age range?

244 out of 245 people answered this question

1	35 - 44	83 / 34%
2	45 - 54	65 / 27%
3	65 or older	44 / 18%
4	55 - 64	30 / 12%
5	25 - 34	20 / 8%
6	18 or younger	1 / 0%
7	19 - 24	1 / 0%

What's your gender?

242 out of 245 people answered this question

1	Female	121 / 50%
2	Male	106 / 44%
3	I prefer not to say	14 / 6%
4	Non-binary/third gender	1 / 0%

What is your current employment status?

244 out of 245 people answered this question

1	Employed full-time	126 / 52%
2	Retired	48 / 20%
3	Self-employed	27 / 11%
4	Homemaker	20 / 8%
5	Employed part-time	10 / 4%
6	I prefer not to answer	8 / 3%
7	Student	3 / 1%
8	Not looking for work	1 / 0%
9	Unemployed	1 / 0%